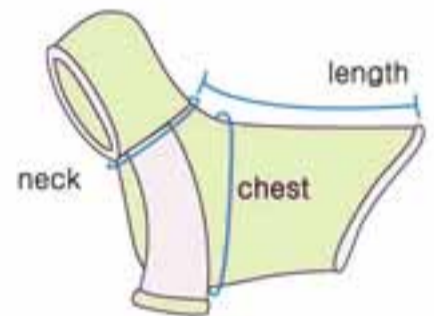
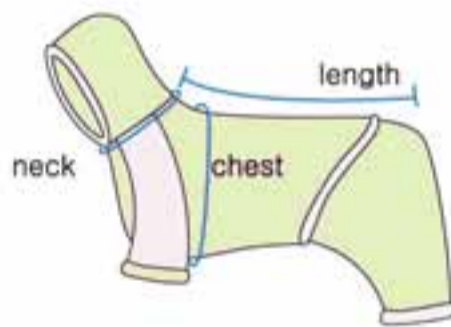
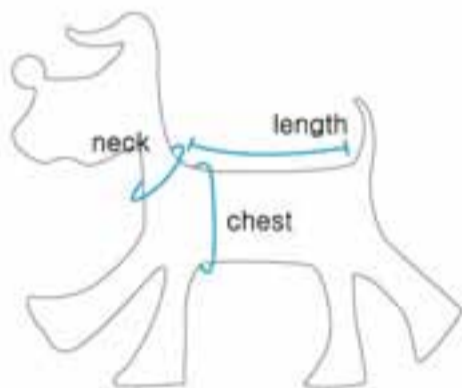


PUPPY ANGEL Size Selector

SIZE	CHEST	LENGTH	NECK	WEIGHT	BREEDS
XS	26 Cm 10.2 Inch.	16 Cm 6.3 Inch.	20 Cm 7.9 Inch.	0.9 KGS 2 lbs.	CHH, Teecup size dog
S	31 Cm 12.2 Inch.	20 Cm 7.9 Inch.	21 Cm 8.3 Inch.	1.5 KGS 3.3 lbs.	CHH, Yoki
M	37 Cm 14.6 Inch.	24 Cm 9.4 Inch.	24 Cm 9.4 Inch.	2.8 KGS 6.2 lbs.	Yoki, Poodle, Maltese, Miniature Pinscher
L	43 Cm 16.9 Inch.	27 Cm 10.6 Inch.	28 Cm 11 Inch.	4.5 KGS 9.9 lbs.	Shih Tzu, Pekingese, Maltese
XL	50 Cm 19.7 Inch.	32 Cm 12.6 Inch.	33 Cm 13 Inch.	6 KGS 13.2 lbs.	Boston Terrior, Shih Tzu, Pug
2XL	58 Cm 22.8 Inch.	36 Cm 14.2 Inch.	37 Cm 14.6 Inch.	10.2 KGS 22.5 lbs.	Cocker Spaniel, Boston Terrior, Shih Tzu
3XL	65 Cm 25.6 Inch.	41 Cm 16.1 Inch.	42 Cm 16.5 Inch.	13.5 KGS 29.8 lbs.	Cocker Spaniel, Bull Terrior
4XL	75 Cm 29.5 Inch.	55 Cm 21.7 Inch.	45 Cm 17.7 Inch.	20 KGS 44.2 lbs.	Retriever
5XL	85 Cm 33.5 Inch.	65 Cm 25.6 Inch.	50 Cm 19.7 Inch.	30 KGS 66.2 lbs.	Retriever
6XL	95 Cm 37.4 Inch.	75 Cm 29.5 Inch.	57 Cm 22.4 Inch.	40 KGS 88.3 lbs.	Saint Bernard(50~80kg) Bernese Mountain Dog(40~44kg) Rottweiler (45~63kg)
7XL	105 Cm 41.3 Inch.	85 Cm 33.5 Inch.	65 Cm 25.6 Inch.	50 KGS 110.4 lbs.	Great Dane(46~54kg) Saint Bernard(50~80kg) Rottweiler (45~63kg)

How to Measure (clothing)



Chest : Measure the thickest part of chest. (Usually behind the two legs)

Neck : The Girth of Necklace

Length : Make sure your dog is standing properly, not sitting, or laying down.

Measure from along the dog's backbone from the base of the neck to 5 Cm front of base of tail.

* This is the standard size of the cloth.

You should select the size of chest at least 3~5Cm (1~2 Inch) larger than your dog's chest girth.

* The size of each items can be different. Please refer exact size specification is presented on each page of items.

Standard Size Chart of PA Collar and Leash

